



Summary Use of Force Reports

PDF snapshot report as prepared by Benchmark Analytics on 01-06-2023

Summary

Event Type	Report Total Count
Use of Force	5

Use of Force - Hour of Day

Hour of Day	Report Total Count
12 AM	1
11 AM	1
12 PM	1
10 PM	2

Use of Force - Day of Week

Day	Report Total Count
Monday	1
Thursday	2
Friday	1
Sunday	1

Use of Force - Subject Actions Lead to Force

Subject Action	Report Total Count
Attempt to commit crime	1
Attempt to self-harm	2
Kick	1
Prevent harm to another	3
Push or shove	3
Resisted arrest/police officer control	4
Spitting	1
Threat with Blunt object	1
Threat with Edge Weapon	1
Verbal/Fighting stance Threat	3

Use of Force - Subject Resistance

Resistance Type	Report Total Count
Active Resistor	5
Threatening Assailant	2

Use of Force - Officer Force Applied

Officer Force Applied Type	Report Total Count
Used arm bar on	1
Used arms/hands	3
Used pressure points on	1
Used take down on	2

Use of Force - Subject Condition

Use of Force - Subject Condition	Report Total Count
Potential Mental Health Incident	2
Under influence of alcohol/drugs/both	5

Use of Force - Reason for Incident

Use of Force - Reason for Incident	Report Total Count
Medical Emergency	2
Potential Mental Health Incident	2
Welfare Check	2

Use of Force - Location Type

Use of Force - Location Type	Report Total Count
Hospital	1
Residence	4

Use of Force - Number of Force Actions

Use of Force - Number of Force Actions	Report Total Count
1	4
3	1

Use of Force - Assignment Type

Use of Force - Assignment Type	Report Total Count
Patrol	5

Use of Force - Officer Injured

Use of Force - Officer Injured	Report Total Count
--------------------------------	--------------------

Use of Force - Subject Injury Type	Report Total Count
Abrasion/Laceration/Puncture	2

Use of Force - Subject Non-Arrest Reason

Use of Force - Subject Non-Arrest Reason	Report Total Count
Medical/Mental Health Incident	2

Use of Force - Subject Hospital Treatment

Use of Force - Subject Hospital Treatment	Report Total Count
Admitted	2

Use of Force - Subject Arrested

Use of Force - Subject Arrested	Report Total Count
False	2
True	3

Use of Force - Subject Medical Treatment

Use of Force - Subject Medical Treatment	Report Total Count
Hospital	2
Mental Health Facility	1

Reports Officers Ad Hoc Report

Analytic Reports

RB

Robert Brown
Lieutenant

NJ HNT Lambertville City PD

New Report

Home

People

My Profile

Analytics

Reports

Admin

Settings

Log Out

Reports / Show of Force / Completed Show of Force Report Details

Organization / Unit

NJ HNT Lambertville City PD - Agency

Time Period

Year

Quarter

Month

All Time

2022



Include Child Organizations



Completed Show of Force Reports

Export CSV

Time Period: 01/01/2022 - 12/31/2022
Total Results: 0

Officer Name	Badge Number	Rank	Organization	Incident Number	Report Number	Incident Date	Subject type	Report Key
-----------------	-----------------	------	--------------	--------------------	------------------	------------------	-----------------	------------



No Data

BENCHMARK



Customer Support

© 2022 Benchmark Analytics • All Rights
Reserved •



Use of Force

PDF snapshot report as prepared by Benchmark Analytics on 01-05-2023


Completed Use of Force Reports: 5

Primary Officers in Use of Force Reports: 4


Reports




Officer Force Applied



Reasons for Interaction



Subject Actions Led to Force



Subject Race

